



香 港 電 阻 製 造 廠

香港柴灣安業街十二號長益工業大廈10字樓A座

HONG KONG RESISTORS MANUFACTORY

(wholly owned by Hong Kong Resistors Manufactory International Ltd.)

AN ISO 9001:2008 CERTIFIED MANUFACTURER

AN OHSAS 18001:2007 MANUFACTURER

AN ISO 14001 : 2004 MANUFACTURER

10A Cheong Yick Industrial Building, 12 On Yip St., Chai Wan, Hong Kong

Tel.: (852) 2896 2782 Fax.: (852)2896 5291

國內工廠一: 東莞溢輝電子有限公司

地址: 東莞市虎門鎮懷德社區蔗寮工業區4號

Tel.: (86 769) 8331 5373 Fax.: (86 769) 8331 1603

國內工廠二: 恆輝電阻(益陽)有限公司

地址: 湖南省益陽市資陽區長春工業園五福路

Tel.: (86 737) 3800 399 Fax.: (86 737) 3800 199

DATA SHEET

Name of Product : METAL FILM FIXED RESISTOR – TAPING (SMALL SIZE)

Sales Executive : _____

Date: _____

製造 Prepared by	檢驗 Inspected by	審核 Audited by	核准 Authorized by
客戶 customer approval	客戶 customer approval	客戶 customer approval	客戶 customer approval

Spec. No. MFTBS 2015

Rev. No.: 2015 May.(1)

PRODUCT : METAL FILM FIXED RESISTOR	TYPE : MF25S/ 50S/100S/200S/300S/ 500S
--	---

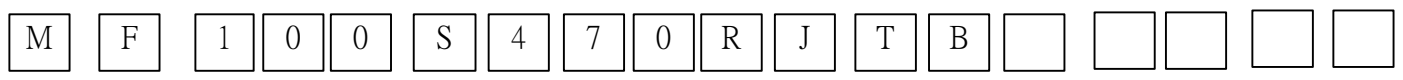
1. APPLICABLE SCOPE :

- 1.1 This specification is for use in METAL FILM FIXED RESISTORS
- 1.2 Characteristics and specifications are according to those of :
JIS C 5202
- 1.3 RoHS and REACH compliant product

2. PART NUMBER

It is composed of description , rated wattage , nominal resistance value, tolerance and packaging.

2.1 Make Up:



Product Code		Power Rating		Body Size		Nominal Resistance Value	Tolerance		Packaging		Lead Wire diameter		Taping width	
M	Metal	Code	Wattage	S	Small Size		Code	Tol.	TB	Taping	Code	Size	Code	Size
F	Film	125	0.125(1/8W)				F	1%		in box		25S:0.40mm		52mm
		25	0.25(1/4W)				J	5%			0.43	25S:0.43mm	26	26mm
		50	0.50(1/2W)									50S:0.40mm	62	62mm
		100	1.0(1W)								0.48	50S:0.48mm	73	73mm
		200	2.0(2W)									100S:0.48mm		
		300	3.0(3W)								0.60	100S:0.60mm		
		500	5.0(5W)									200S:0.55mm		
											0.70	200S:0.70mm		
												300S:0.70mm		
											0.75	300S:0.75mm		
												500S:0.70mm		
											0.75	500S:0.75mm		

2.2 Explanation :

Part Number

Description

MF 100S 470R F TB

Metal Film Fixed Resistor , 1W, small size , 470Ω, +/-1%, tape in box,

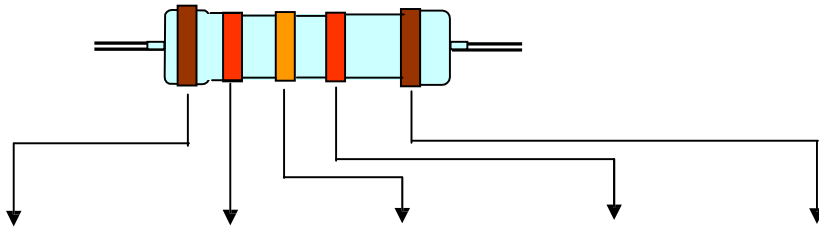
Lead Wire diameter: d=0.48mm, Taping width=52mm.

PRODUCT : METAL FILM FIXED RESISTOR	TYPE : MF25S/ 50S/100S/200S/300S/ 500S
--	---

2.3 Color code indication

Fixed resistors of which the nominal resistance value and tolerance are indicated by color codes as per Table 1 :

TABLE - 1



COLOR	1 ST DIGIT	2 ND DIGIT	3 RD DIGIT	MULTIPLIER	TOLERANCE
BLACK	0	0	0	1	
BROWN	1	1	1	10	F(±1%)
RED	2	2	2	100	
ORANGE	3	3	3	1,000	
YELLOW	4	4	4	10,000	
GREEN	5	5	5	100,000	
BLUE	6	6	6	1000,000	
VIOLET	7	7	7	10,000,00	
GREY	8	8	8		
WHITE	9	9	9		
GOLD				0.1	J(±5%)
SILVER				0.01	

PRODUCT : METAL FILM FIXED RESISTOR	TYPE : MF25S/ 50S/100S/200S/300S/ 500S
--	---

3. DIMENSIONS :

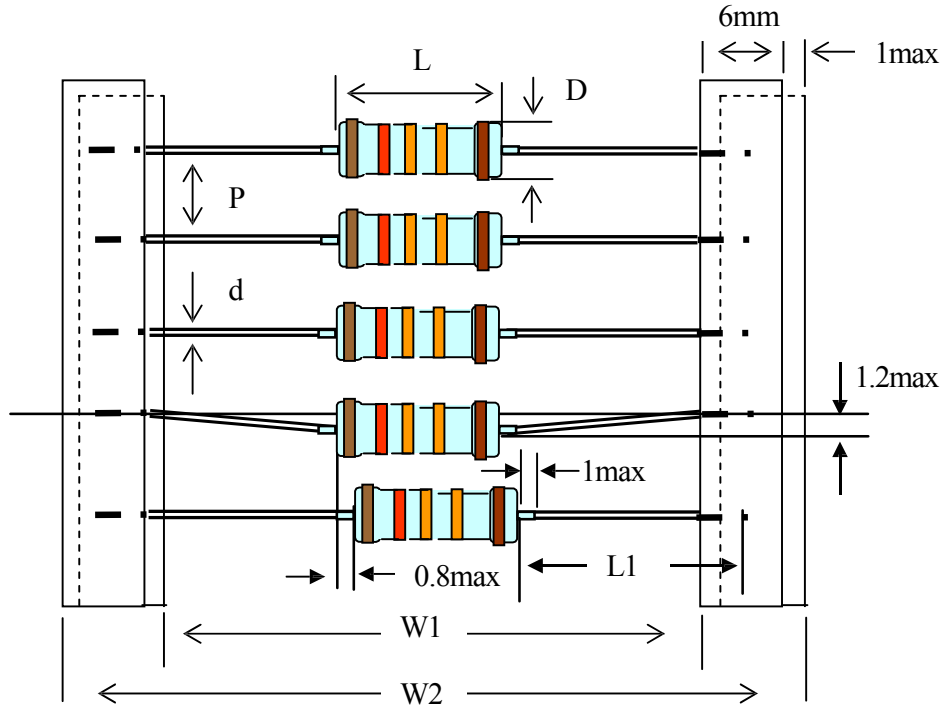


TABLE - 2

Unit : mm

TYPE	L	D	d	P	W1	W2	L1
MF25S	3.5±0.5	1.7±0.5	0.40 (0.43)±0.05	5±0.3	26±1	38±1	15±1
					52±1	64±1	27±1
MF50S	6.0±1.0	2.3±0.5	0.40 (0.48)±0.05	5±0.3	26±1	38±1	14±1
					52±1	64±1	26±1
MF100S	9.0±1.0	3.0±0.5	0.48 (0.60)±0.05	5±0.3	26±1	38±1	12±1
					52±1	64±1	26±1
MF200S	11.0±1.5	4.0±0.5	0.55(0.70)±0.05	5±0.3	52±1	64±1	25±1
					62±1.5	74±1.5	30±1
MF300S	15.0±1.5	5.0±0.5	0.70(0.75)±0.05	10±0.3	52±1	64±1	23±1
					73±1.5	85±1.5	34±1
MF500S	17.0±1.5	6.0±0.5	0.70(0.75)±0.05	10±0.3	73±1.5	85±1.5	33±1

PRODUCT : METAL FILM FIXED RESISTOR

TYPE : MF25S/ 50S/100S/200S/300S/ 500S

4. SPECIFICATIONS

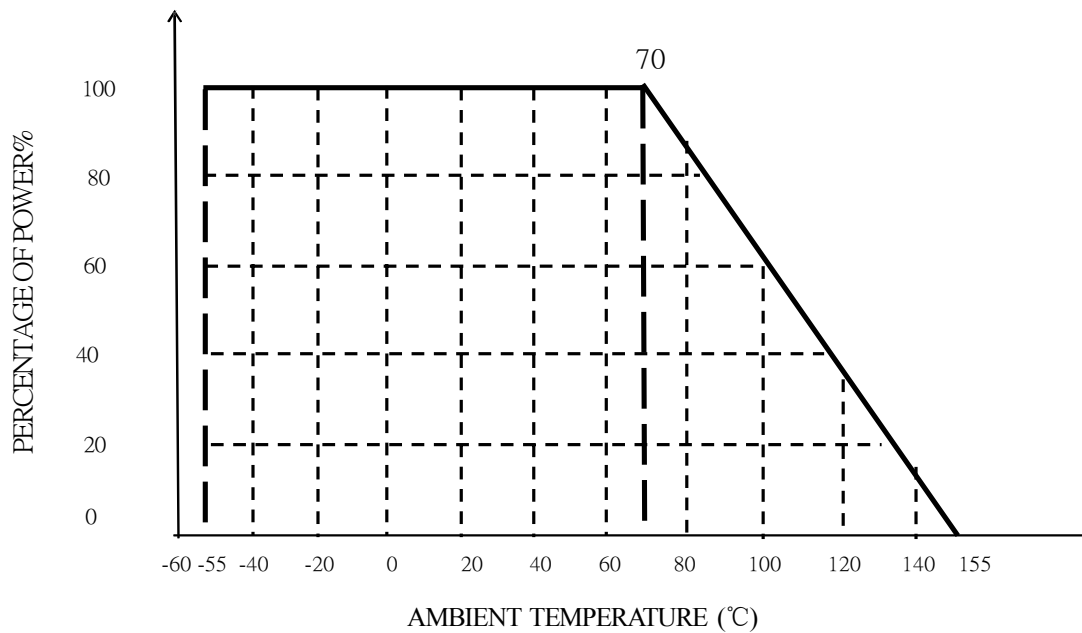
TABLE – 3

DESCRIPTION	MF-25S	MF-50S	MF-100S	MF-200S	MF-300S	MF-500S
STANDARD RESISTANCE VALUE RANGE	10Ω - 1MΩ	10Ω - 1MΩ	10Ω - 1MΩ	10Ω - 1MΩ	10Ω - 1MΩ	10Ω - 1MΩ
POWER RATING AT 70°C	1/4W	1/2W	1W	2W	3W	5W
*MAX WORKING VOLTAGE	200V	250V	350V	500V	500V	500V
*MAX OVERLOAD VOLTAGE	400V	500V	700V	1,000V	1,000V	1,000V
OPERATING TEMPERATURE RANGE	-55°C~+135°C	-55°C~+135°C	-55°C~+135°C	-55°C~+155°C	-55°C~+155°C	-55°C~+155°C
TEMPERATURE COEFFICIENT	±100PPM	±100PPM	±100PPM	±100PPM	±100PPM	±100PPM
TEMPERATURE CYCLING	±(0.5%R+0.05Ω)	±(0.5%R+0.05Ω)	±(0.5%R+0.05Ω)	±(0.5%R+0.05Ω)	±(0.5%R+0.05Ω)	±(0.5%R+0.05Ω)
INSULATION RESISTANCE	MIN.1,000 MΩ	MIN.1,000 MΩ	MIN.1,000 MΩ	MIN.1,000 MΩ	MIN.1,000 MΩ	MIN.1,000 MΩ
HUMIDITY	±(1.5%R+0.05Ω)	±(1.5%R+0.05Ω)	±(1.5%R+0.05Ω)	±(1.5%R+0.05Ω)	±(1.5%R+0.05Ω)	±(1.5%R+0.05Ω)
SHORT-TIME OVERLOAD	±(0.5%R+0.05Ω)	±(0.5%R+0.05Ω)	±(0.5%R+0.05Ω)	±(0.5%R+0.05Ω)	±(0.5%R+0.05Ω)	±(0.5%R+0.05Ω)
SOLDERABILITY	MIN. 95% COVERED	MIN. 95% COVERED	MIN. 95% COVERED	MIN. 95% COVERED	MIN. 95% COVERED	MIN. 95% COVERED
VIBRATION	±(0.5%R+0.05Ω)	±(0.5%R+0.05Ω)	±(0.5%R+0.05Ω)	±(0.5%R+0.05Ω)	±(0.5%R+0.05Ω)	±(0.5%R+0.05Ω)
LOAD LIFE	±(2%R+0.05Ω)	±(2%R+0.05Ω)	±(2%R+0.05Ω)	±(2%R+0.05Ω)	±(2%R+0.05Ω)	±(2%R+0.05Ω)

* The working voltage is calculated based on the resistance value following the formula of $V=\sqrt{P \cdot R}$ or to its maximum extent as indicated above

* The overload voltage is calculated based on the resistance value following the formula of $V= 2.5 \cdot \sqrt{P \cdot R}$ or to its maximum extent as indicated above

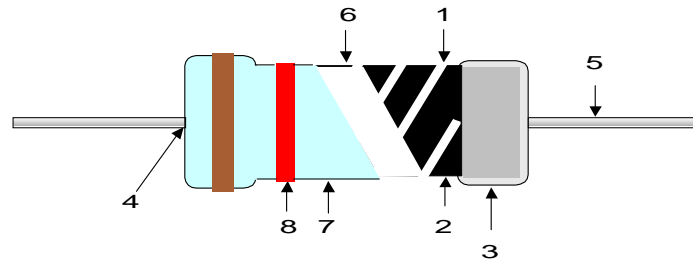
5. POWER DERATING CURVE



PRODUCT : METAL FILM FIXED RESISTOR

TYPE : MF25S/ 50S/100S/200S/300S/ 500S

6. STRUCTURAL DIAGRAM



- | | |
|------------------------|---|
| (1) CORE | CERAMIC ROD |
| (2) RESISTANCE FILM | METAL FILM |
| (3) TERMINAL | TINNED IRON CAP |
| (4) CONNECTION | ELECTRIC WELDING |
| (5) LEAD WIRE | SOLDERED OR TINNED ANNEALED COPPER WIRE |
| (6) UNDERCOAT | ELECTRIC INSULATION VARNISH |
| (7) FINISHING PAINTING | ELECTRIC INSULATION PAINT |
| (8) INDICATION | COLOR CODE INK |

TABLE – 4

RATED RESISTANCE VALUE	MAX. TESTING VOLTAGE	
	0.25W	0.5W / 1W / 2W / 3W / 5W
$1\Omega \leq R < 10\Omega$	0.3	0.3
$10\Omega \leq R < 100\Omega$	0.3	1
$100\Omega \leq R < 1K\Omega$	1	3
$1K\Omega \leq R < 10K\Omega$	3	10
$10K\Omega \leq R < 100K\Omega$	10	30
$100K\Omega \leq R < 1M\Omega$	30	50
$1M\Omega \leq R$	50	100

PRODUCT : METAL FILM FIXED RESISTOR	TYPE : MF25S/ 50S/100S/200S/300S/ 500S
--	---

7. CHARACTERISTICS

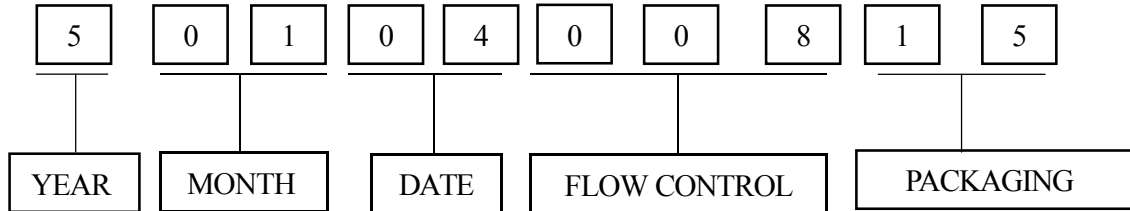
TABLE – 5

DC RESISTANCE VALUE	TEST METHOD MIL-STD-202 ITEM 303	VOLTAGE AS TABLE -4. TEMPERATURE 25 ±2°C. AQL 0.25%.
VOLTAGE WITHSTAND	TEST METHOD MIL-STD-202 ITEM 301	V-BLOCK METHOD. VOLTAGE AS TABLE -3 ×1.42 , 1 MIN. AQL 1%.
SHORT TIME OVERLOAD	TEST METHOD JIS C 5202 ITEM 5.5	RATED VOLTAGE × 2.5 TIMES OR MAX.WORKINGVOLTAGE × 2 TIMES. ABOVE TEST 5 SEC. THE RESISTANCE VALUE CHANGE RATE SHALL BE WITHIN ±(0.5%R+0.05 Ω).
TERMINAL STRENGTH	TEST METHOD MIL-STD-202 ITEM 211	TENSILE STRENGTH : 1KG TENSIONAL STRENGTH : 180°, 2 CYCLES. BENDING STRENGTH : 0.5KG, 2 TIMES. THE RESISTANCE VALUE CHANGE RATE SHALL BE WITHIN ±(0.5%R+0.05 Ω).
SOLDERABILITY OF TERMINAL	TEST METHOD MIL-STD-202 ITEM 210	260±5°C 10±1SEC. AFTER TESTING, LEAVE FOR 3 HOURS. THE RESISTANCE VALUE CHANGE RATE SHALL BE WITHIN ±(0.5%R+0.05 Ω).
TEMPERATURE CYCLE	TEST METHOD MIL-STD-202 ITEM 107	LOW SIDE TEMPERATURE : -55°C±3°C 30MIN. ROOM TEMPERATURE : 10-15MIN. HIGH SIDE TEMPERATURE : +125°C±3°C 30MIN. ROOM TEMPERATURE : 10-15MIN. ABOVE TEST 5 CYCLES AFTER LAST CYCLE, LEAVE FOR 1-3 HOURS. THE RESISTANCE VALUE CHANGE RATE SHALL BE WITHIN ±(0.5%R+0.05 Ω).
VIBRATION WITHSTAND	TEST METHOD MIL-STD-202 ITEM 204	X, Y, Z-EACH DIRECTION 2 HOURS. AMPLITUDE 0.75MM. RANGE : 10HZ ~ 500HZ. THE RESISTANCE VALUE CHANGE RATE SHALL BE WITHIN ±(0.5%R+0.05 Ω).
LOAD LIFE	TEST METHOD MIL-STD-202 ITEM 108	70±2°C. 1000 HOURS RATED VOLTAGE (1.5 HOURS ON, 0.5 HOUR OFF). THE RESISTANCE VALUE CHANGE RATE SHALL BE WITHIN ±(2%R+0.05 Ω).
RESISTANCE TEMPERATURE COEFFICIENT	TEST METHOD MIL-STD-202 ITEM 304	THE RESISTANCE VALUE CHANGE RATE SHALL BE AS TABLE – 3.
LOAD LIFE IN HUMIDITY	TEST METHOD MIL-STD-202 ITEM 103	THE RESISTANCE VALUE CHANGE RATE SHALL BE WITHIN ±(1.5%R+0.05 Ω).

PRODUCT : METAL FILM FIXED RESISTOR

TYPE : MF25S/ 50S/100S/200S/300S/ 500S

8. LOT NO. (Coding System)



9. PACKING DATA

TABLE - 6

TYPE	PER BOX	PER CARTON	INNER BOX			EXPORT CARTON		
			L	W	H	L	W	H
MF25S	5,000PCS	50,000PCS	255mm	81mm	72mm	419mm	264mm	170mm
MF50S	5,000PCS	50,000PCS	260mm	75mm	105mm	410mm	270mm	238mm
MF100S	2,000PCS	20,000PCS	260mm	75mm	105mm	410mm	270mm	238mm
MF200S	1,000PCS	10,000PCS	255mm	81mm	72mm	419mm	264mm	170mm
MF300S	1,000PCS	10,000PCS	260mm	78mm	87mm	422mm	270mm	200mm
MF500S	500PCS	5,000PCS	255mm	100mm	90mm	515mm	267mm	203mm

